














**SCCA MONTANA REGION 105
RALLYCROSS - WILLO RANCH
DECEMBER 2 2023**

**OFFICIAL SCORING: BASED ON FIRST 12 RUNS - WITH "DROP ONE"
& INCLUDES CARS MAKING 11 RUNS (BUT NO "DROP ONE" IS DEDUCTED)**

Bold = Personal FTD

	= Includes Cone Penalty(s) (2 sec each)
	= Includes Gate Penalty (10 sec each)
	= Includes Both Cone & Gate Penalty(s) (2 sec/cone & 10 sec/gate)
	= DNF or Timing Error - Run Not Scored

	Class	Podium	Total Time 1st 9 Runs	# Of Runs 1st 9 Runs	Drop One Of 1st 9	Official Time (Cars Making 8 or 9 Runs)	Position In Class (Cars Making 8 or 9 Runs)	Fast Time Of Day	FTD Position										
										Times	RUN 1	RUN 2	RUN 3	RUN 4	RUN 5	RUN 6	RUN 7	RUN 8	RUN 9
SF - Stock - Front Wheel Drive - Entries:2																			
1	SF 32	Karen Perser	2006 Mini Cooper S	79.64	75.57	74.097	73.309	76.699	70.483	70.722	70.567	75.887	666.974	9	79.640	587.334	1	70.483	23
2	SF 321	Sydney Lillard	2006 Mini Cooper S	83.078	83.078	102.306	77.9	77.586	74.245	73.988	73.107	71.413	716.701	9	102.306	614.395	2	71.413	24
SR - Stock - Rear Wheel Drive - Entries:2																			
2	SR 114	Luke Stewart	1969 Volkswagen Beetle	85.641	81.884	65.275	77.32	76.664	78.033	79.665		76.557	621.039	8	0.000	621.039	1	65.275	9
1	SR 14	Jake McFarlin	1969 Volkswagen Beetle	79.227	78.23	79.602	79.301	77.142	78.544	79.021	76.467		627.534	8	0.000	627.534	2	76.467	27
SA - Stock - All Wheel Drive - Entries:9																			
5	SA 150	Rick Olson	2018 Ford F150	70.399	69.301	69.18	69.085	65.235	65.513	65.499	65.827	65.835	605.874	9	70.399	535.475	1	65.235	8
3	SA 2	Mike Baker	2002 Subaru Impeza WRX	71.456	71.569	70.208	69.456	68.054	65.742	65.722	66.498		548.705	8	0.000	548.705	2	65.722	12
6	SA 77	Cody Berg	1989 Subaru Legacy	73.382	72.172	71.303	70.955	69.844	67.335	68.321	67.472	67.951	628.735	9	73.382	555.353	3	67.335	19
4	SA 777	Christian Costantino	1989 Subaru Legacy	74.001	75.094	72.285	71.95	70.403	68.082	67.66	67.685		567.160	8	0.000	567.160	4	67.660	20
9	SA 410	Smith Stephanie	2018 Chevrolet Colorado	81.866	78.094	76.851	76.942	75.365	73.845	75.927	72.213	73.401	684.504	9	81.866	602.638	5	72.213	25
8	SA 156	Alyvia Leipheimer	2022 Subaru WRX	89.941	83.502	79.744		77.163	74.909	74.987	75.104	73.515	628.865	8	0.000	628.865	6	73.515	26
7	SA 7	Kenny Gebhardt	2000 Subaru Forester	83.053	83.255	81.575	78.341	77.851	79.372	77.735	79.085		640.267	8	0.000	640.267	7	77.735	28
1	SA 771	Rob Mosness	1997 Subaru Imprezza	69.576	72.315	68.966	68.644						279.501	4	0.000	279.501		68.644	21
2	SA 177	Devin Mosness	1997 Subaru Imprezza	73.142	70.556	68.39	67.634	68.000	65.909	65.997			479.628	7	0.000	479.628		65.909	14
MF - Modified - Front Wheel Drive - Entries:2																			
1	MF 72	Inga Means	2005 Nissan Altima		69.731	65.52	72.731	70.828	69.274	69.426	68.643	69.03	555.183	8	0.000	555.183	1	65.520	10
2	MF 721	Matt Means	2005 Nissan Altima	69.197	67.704	91.046	66.802	66.042	66.768	67.28	66.643		561.482	8	0.000	561.482	2	66.042	15
MA - Modified - All Wheel Drive - Entries:9																			
6	MA 121	Kevin Kromarek	2007 Subaru WRX	65.875	64.168	64.351	65.273	63.306	64.496		64.02	63.829	515.318	8	0.000	515.318	1	63.306	4
7	MA 99	Calvin Thiel	1999 Subaru Impreza OBS	66.464	65.106	70.005	65.219	65.917	64.489		63.629	63.965	524.794	8	0.000	524.794	2	63.629	6
8	MA 39	James Rowen	2000 Subaru Impreza	66.06	65.039	64.125	64.406	63.806	64.609	63.618	97.115	64.322	613.100	9	97.115	515.985	3	63.618	5
9	MA 987	Cameron Potash	1998 Audi A4	75.5	68.706	65.904	71.469	68.506	68.499	66.879	68.115	66.933	620.511	9	75.500	545.011	4	65.904	13
1	MA 6	Russ Ehnes	2002 Subaru WRX Wagon	65.529	66.489								132.018	2	0.000	132.018		65.529	11
2	MA 19	Paul Leach	2010 Ford Taurus	68.992	69.054	68.056	66.994	67.409					340.505	5	0.000	340.505		66.994	18
3	MA 111	Stan Howard	2002 Subaru Fast gray	67.065	70.012	67.357	68.557	69.647	66.902				409.540	6	0.000	409.540		66.902	17
4	MA 391	Brian Franklin	2000 Subaru Impreza		71.277	66.361	65.861	65.221	65.726	67.71	65.925		468.081	7	0.000	468.081		65.221	7
5	MA 670	Finnegan Saalborn	2000 Subaru Impreza 2.5RS	72.422	71.951	76.377	72.817	69.63					363.197	5	0.000	363.197		69.630	22
PA - Prepared - All Wheel Drive - Entries:1																			
1	SA 9	Jon Leach	Subaru	68.782	66.715								135.497	2	0.000	135.497		66.715	16
U - UTV - Entries:4																			
4	U 6	Tyler Leach	2023 Cross Kart	65.742	67.842	66.365	91.016	65.565	67.609	62.753	66.56	63.585	617.037	9	91.016	526.021	1	62.753	3
3	U 16	_____ Leach	2023 Cross Kart	77.228	73.289	74.844	72.731	72.926	76.514	71.696	106.049	62.398	687.675	9	106.049	581.626	2	62.398	2
2	U 61	Ryder Leach	2023 Cross Kart	82.697	93.584	79.7	80.867	90.888	65.061	91.513	65.089	61.723	711.122	9	93.584	617.538	3	61.723	1
1	U 106	Sawyer Leach	2023 Cross Kart	76.577	74.732	106.222	76.452	72.977	76.958	65.983	69.371		619.272	8	0.000	619.272	4	65.983	15