




SCCA MONTANA REGION 105
 RALLYCROSS - THE PIT
 FEBRUARY 5 2023

OFFICIAL SCORING: BASED ON ALL 11 RUNS - WITH "DROP ONE" DEDUCTED
 INCLUDES CARS MAKING 10 RUNS (NO "DROP ONE" IS GIVEN)

Bold = Personal FTD
 = Includes Cone Penalty(s) (2 sec each)
 = Includes Gate Penalty(s) (10 sec each)
 = DNS/DNF - Run Not Scored

Class
 Podium

Official
 Time
 (Cars
 Making 10
 or 11 Runs)

Position
 In Class
 (Cars
 Making 10
 or 11 Runs)

FTD
 Podium

Fast Time
 Of Day

FTD
 Position

SF - Stock - Front Wheel Drive - Entries:2			Times											Total Time	If 11 Runs, Drop One	Official Time (Cars Making 10 or 11 Runs)	Class Position (Cars Making 10 or 11 Runs)	Fast Time Of Day	FTD Position	
			RUN 1	RUN 2	RUN 3	RUN 4	RUN 5	RUN 6	RUN 7	RUN 8	RUN 9	RUN 10	RUN 11							
SF	1	Clemon Jones	1988 Honda crx	68.720	66.934	66.024	64.780	64.623	64.894	64.591	65.179	65.956	63.079	65.260	720.040	68.720	651.320	1	63.079	16
SF	11	Lochlan Jones	1988 Honda crx	68.718	69.769	66.957	65.448	68.681	67.349	65.617	65.018	65.045	64.547		667.149	0.000	667.149	2	64.547	17
SA - Stock - All Wheel Drive - Entries:3			Times																	
SA	177	Devin Mosness	1997 Subaru Impreza Sport	60.993	58.623	57.766	58.027	57.206	58.030	57.473	57.102	65.155	57.617	56.056	644.048	65.155	578.893	1	56.056	10
SA	2	Mike Baker	2002 Subaru Impeza WRX	63.074	55.751	56.649	54.610	55.823	58.247	57.123	56.565	56.868	67.391		582.101	0.000	582.101	2	54.610	9
SA	77	Loren Katzenberger	1997 Subaru Impresa	69.860	59.272	69.366	57.875	58.421	59.580	57.888	59.934	58.131	57.520	57.815	665.662	69.860	595.802	3	57.520	13
PA - Prepared - All Wheel Drive - Entries:2			Times																	
PA	140	Robert Carvell	2005 Subaru WRX	58.842	55.274	54.970	54.579	53.766	54.448	55.085	54.327	54.026	54.658	53.366	603.341	58.842	544.499	1	53.366	7
PA	40	Rob Skawinski	2005 Subaru Impreza WRX	56.406	57.363	55.729	57.269	53.620	54.378	55.751	54.332	55.089	57.031	54.127	611.085	57.353	553.732	2	53.620	8
MF - Modified - Front Wheel Drive - Entries:2			Times																	
MF	721	Matt Means	2005 Nissan Altima	70.302	58.362	57.522	77.291	74.261	58.532	58.838	57.391	57.073	57.265	56.681	683.518	77.291	606.227	1	56.681	12
MF	72	Inga Means	2005 Nissan Altima	69.489	65.099	61.457	63.472	61.443	61.717	62.105	61.840	61.978	60.537	60.858	689.995	69.489	620.506	2	60.537	15
MR - Modified - Rear Wheel Drive - Entries:1			Times																	
MR	28	Carlos Angeles	1987 Toyota MR2	64.039	59.502	62.177	62.207	61.370	60.682	61.198	63.018	60.970	60.466	59.650	675.279	64.039	611.240	1	59.502	14
MA - Modified - All Wheel Drive - Entries:7			Times																	
MA	13	John Weinzettel	2002 Subaru wrx	52.552	55.612	51.677	51.266	51.238	56.669	52.724	51.597	51.564	50.913	50.072	575.884	56.669	519.215	1	50.072	1
MA	39	James Rowen	2000 Subaru Impresa	55.648	53.509	53.149	53.418	52.344	54.388	53.350	54.739	53.366	53.159	53.859	590.929	55.648	535.281	2	52.344	4
MA	12	Kevin Kromarek	2007 Subaru WRX	56.364	53.566	57.218	53.547	52.395	56.615	53.668	54.121	53.517	54.160	54.765	599.936	57.218	542.718	3	52.395	6
MA	139	Brian Franklin	2000 Subaru Impreza	55.266	54.599	53.734	54.964	52.391	55.764	54.700	56.263	55.314	53.504	54.038	600.537	56.263	544.274	4	52.391	5
MA	111	Stan Howard	2002 Subaru Fast gray	57.617	57.648	56.651	56.769	56.924	57.537	57.107	56.698	56.924	57.221	57.579	628.675	57.648	571.027	5	56.651	11
U - UTV - Entries:2			Times																	
U	101	C.R. Eisenzimer	2021 Can-Am	53.340	52.017	51.859	62.229	51.236	53.552	51.513	51.344	51.546	52.581	50.746	581.963	62.229	519.734	1	50.746	2
U	310	Mark Betourney	2021 Can-Am	54.675	54.312	53.890	53.040	52.294	68.791	54.842	55.434	54.979	54.702	54.192	611.151	68.791	542.360	2	52.294	3